


Kuingia Kwenye Canvas

1. Enda kwa my.msdwt.k12.in.us



2. Ingiza kiingilio cha mwanafunzi wako na nenosiri.

Kwa kawaida, kiingilio cha mwanafunzi wako ni herufi ya kwanza ya jina lako la kwanza + herufi nne za kwanza la jina lako la mwisho + sufuri tatu (000). Wala sio herufi O.

Kwa mfano: Liz Marcello

Kiingilio: Lmarc000

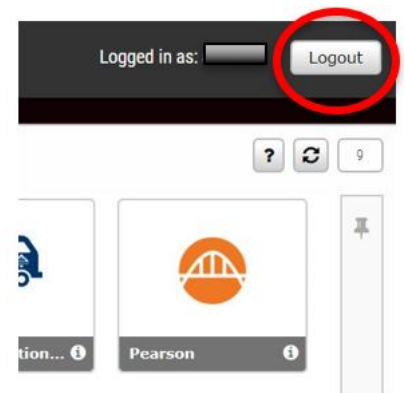
3. Mara tu umeingia, bonyeza kwenye alama ya Canvas.

Hapa ndipo waalimu huweka maagizo ya kazi za nyumbani na masomo ya darasani.



Maelezo

- Viingilio vya Skyward na vya Canvas ni tofauti.
 - Ikiwa wanafunzi wako wanafanya zamu kwa kuingia ndani ya Canvas kwa kutumia kifaa kimoja, hakikisha yule mwanafunzi mtumiaji wa kwanza ametoka kwa zima habari zake na yule pili anaingia kwa kutumia akaunti yake ya Canvas.
- Alama ya kutoka iko kwenye kona ya upande wa juu wa kulia wa ukurasa wa kiingilio.




(Kwa Waalimu kujanza kwa ajili ya Wanafunzi/Wazazi)

Jina la kiingilio cha Canvas : _____

Nenosiri la Canvas : _____

Logging Into Canvas

1. Go to my.msdtw.k12.in.us



2. Enter your student login and password.

Usually, your student login is your first initial + four letters of your last name + 000
The login includes three zeros, not the letter O.

Example: Liz Marcello

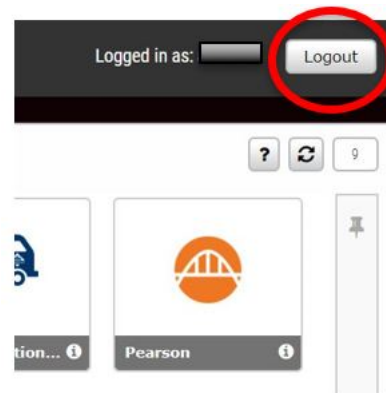
Login: lmarc000

3. Once logged in, click on the Canvas symbol.
This is where teachers put homework and classwork instructions.



Notes

- Skyward logins and Canvas logins are not the same.
- *Make sure if your students take turns using Canvas on the same device that the first student logs out and the second student logs in under his or her own Canvas account.
The logout button is in the top right corner of the home page.



(For Teachers to fill for Students/Parents)

Canvas Username: _____

Canvas Password: _____