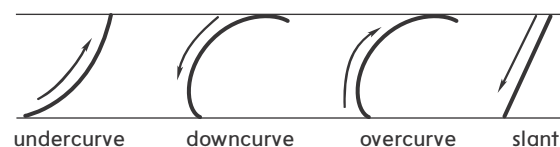


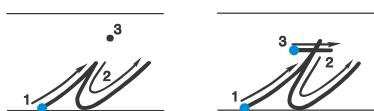
Cursive Handwriting Models

The models of cursive handwriting provide you with a systematic method for teaching students to form uppercase and lowercase letters of the alphabet. The dots on the letters indicate starting points for students. The numbered arrows show students in what order and direction the line should go to form the particular letter. You may use the chants to describe the letter step by step as you model the formation on the board. Students also may say the chants in unison as they practice the formation, whether they are writing the letter or tracing it on the board.

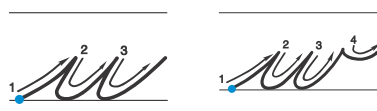
The four **basic cursive strokes** diagram aids you by giving examples of the strokes that recur frequently in cursive handwriting. Students can form most cursive letters by using one or more of these strokes. The letters in the Penmanship lessons are grouped according to the strokes that are particular to each letter.



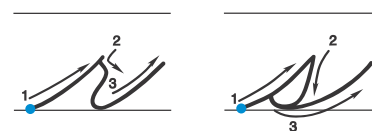
Undercurve Letters



- i** Starting point, undercurve
Slant down, undercurve to endpoint, dot exactly above: small *i*
- t** Starting point, undercurve
Slant down, undercurve to endpoint
Starting point, straight across:
small *t*

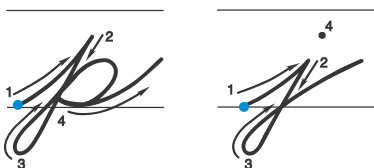


- u** Starting point, undercurve
Slant down, undercurve
Slant down, undercurve: small *u*
- w** Starting point, undercurve
Slant down, undercurve, slant down, undercurve, small curve to right: small *w*



- r** Starting point, undercurve
Slant right
Slant down, undercurve: small *r*
- s** Starting point, undercurve
Curve down and back, undercurve: small *s*

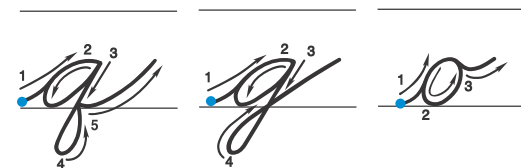
Downcurve Letters



- p** Starting point, undercurve
Slant, loop back
Overcurve
Curve back, undercurve: small *p*
- j** Starting point, undercurve
Slant down
Loop back
Overcurve to endpoint
Dot exactly above: small *j*



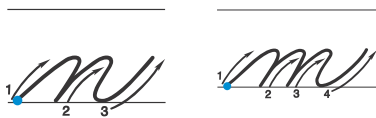
- a** Starting point, undercurve
Downcurve, undercurve
Slant down, undercurve: small *a*
- c** Starting point, undercurve
Downcurve, undercurve: small *c*
- d** Starting point, undercurve
Downcurve, undercurve
Slant down, undercurve: small *d*



- q** Starting point, undercurve
Downcurve, undercurve
Slant down and loop forward, undercurve: small *q*
- g** Starting point, undercurve
Downcurve, undercurve
Slant down and loop back, overcurve: small *g*
- o** Starting point, undercurve
Downcurve, undercurve
Small curve to right: small *o*

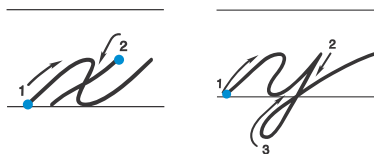
Cursive Handwriting Models

Overcurve Letters



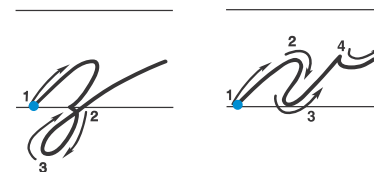
n Starting point, overcurve
Slant down, overcurve
Slant down, undercurve: small *n*

m Starting point, overcurve
Slant down, overcurve
Slant down, overcurve
Slant down, undercurve: small *m*



x Starting point, overcurve
Slant down, undercurve to endpoint
Starting point, slant down: small *x*

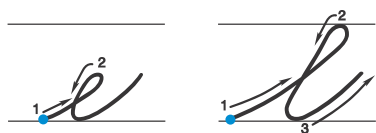
y Starting point, overcurve
Slant down
Undercurve, slant down
Loop back into overcurve: small *y*



z Starting point, overcurve
Slant down, overcurve, down
Loop into overcurve: small *z*

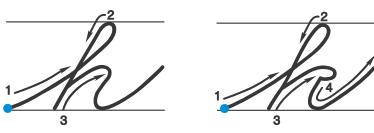
v Starting point, overcurve
Slant down
Undercurve
Small curve to right: small *v*

Letters with Loops



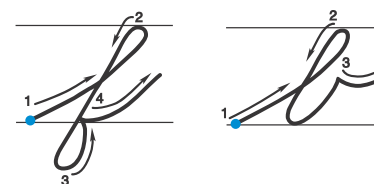
e Starting point, undercurve
Loop back, slant down
Undercurve: small *e*

l Starting point, undercurve
Loop back, slant down
Undercurve: small *l*



h Starting point, undercurve
Loop back, slant down
Overcurve, slant down
Undercurve: small *h*

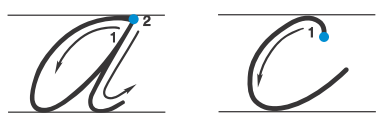
k Starting point, undercurve
Loop back, slant down
Overcurve, curve forward and under
Slant down, undercurve: small *k*



f Starting point, undercurve
Loop back, slant down
Loop forward into undercurve:
small *f*

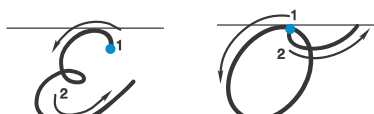
b Starting point, undercurve
Loop back, slant down
Undercurve, small curve to right:
small *b*

Downcurve Letters



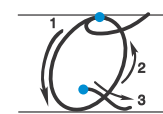
A Starting point, downcurve
Undercurve to starting point
Slant down, undercurve: capital *A*

C Starting point, downcurve
Undercurve: capital *C*



E Starting point, downcurve
Loop back, downcurve
Undercurve: capital *E*

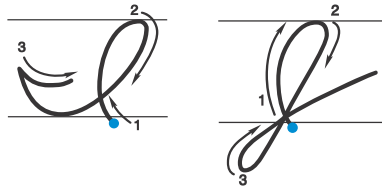
O Starting point, downcurve
left into undercurve
Loop and curve right: capital *O*



Q Starting point, downcurve
Left into undercurve
Loop and curve right
Starting point, slant down right:
capital *Q*

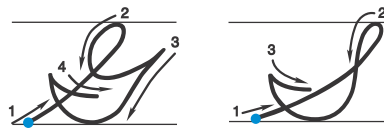
Cursive Handwriting Models

Overcurve Letters

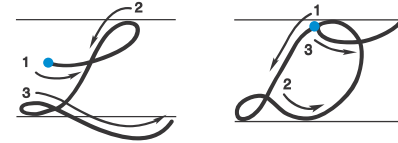


- I** Starting point, overcurve
Curve down and up
Curve right, capital *I*
- J** Starting point, overcurve
Slant down and loop back
Overcurve: capital *J*

Letters with Loops



- G** Starting point, undercurve
Loop, curve up
Double curve, curve up
Curve right: capital *G*
- S** Starting point, undercurve
Loop, curve down and up
Curve right: capital *S*

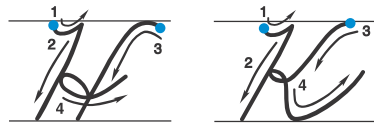


- L** Starting point, undercurve
Loop, curve down and loop
Curve under: capital *L*
- D** Starting point, slant down
Loop, curve down and up
Loop and curve right: capital *D*

Undercurve-Slant Letters



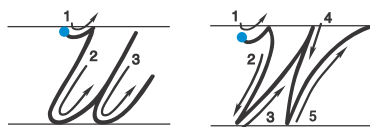
- P** Starting point, undercurve
Slant down, retrace up
Curve forward and back: capital *P*
- R** Starting point, undercurve
Slant down, retrace up
Curve forward to slant
Curve forward
Undercurve: capital *R*



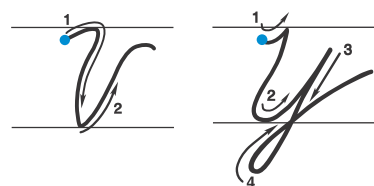
- H** Starting point, undercurve
Slant down to end point
Starting point
Curve back and slant down
Retrace up slant, loop left and
curve right: capital *H*
- K** Starting point, undercurve
Slant down to end point
Starting point
Doublecurve back to slant
Curve forward
Undercurve up: capital *K*



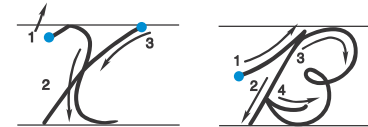
- M** Starting point, undercurve
Slant down
Retrace up slant, overcurve
Slant down, retrace up slant
Overcurve down into undercurve:
capital *M*
- N** Starting point, undercurve
Slant down
Retrace up slant
Overcurve down into undercurve:
capital *N*



- U** Starting point, undercurve
Slant down into undercurve
Slant down, undercurve: capital *U*
- W** Starting point, undercurve
Curve forward, slant down into
undercurve
Slant down into undercurve
Overcurve: capital *W*



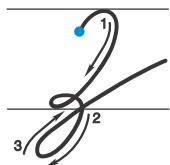
- V** Starting point, undercurve
Curve forward and slant down,
undercurve up and overcurve:
capital *V*
- Y** Starting point, undercurve
Slant down, undercurve up
Slant down, loop back
Overcurve: capital *Y*



- X** Starting point, undercurve
Curve forward, slant down
Undercurve
Starting point, slant down: capital *X*
- B** Starting point, undercurve
Slant down, retrace up
Curve forward, loop
Curve forward and back
Curve right: capital *B*

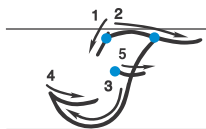
Cursive Handwriting Models

Curve-Forward Letters

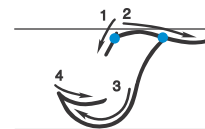


- Z** Starting point, curve forward
Slant down
Overcurve, curve down
Loop into overcurve: capital Z

Doublecurve Letters

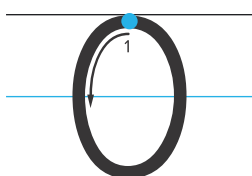


- F** Starting point, slant down
Curve up and right to end point
Starting point
Slant down, curve up and right
Starting point, across: capital F

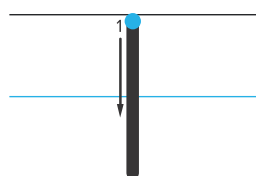


- T** Starting point, slant down
Curve up and right to end point
Starting point
Slant down, curve up and right: capital T

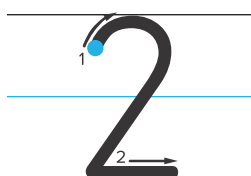
Numbers



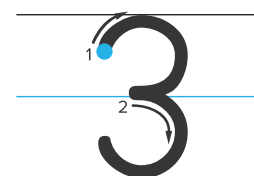
- 0** Starting point, curving left all the way around to starting point: 0



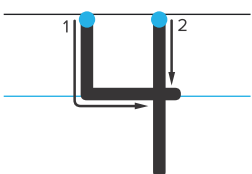
- 1** Starting point, straight down: 1



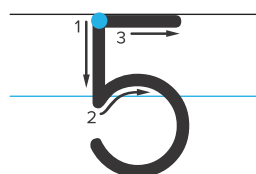
- 2** Starting point, around right, slanting left and straight across right: 2




- 3** Starting point, around right, in at the middle, around right: 3



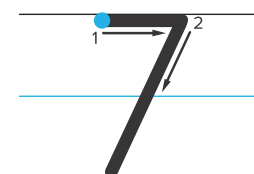
- 4** Starting point, straight down
Straight across right
Starting point, straight down, crossing line: 4



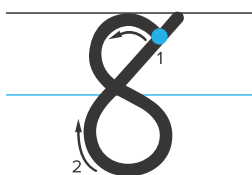
- 5** Starting point, straight down, curving around right and up
Starting point, straight across right: 5



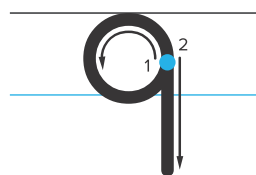
- 6** Starting point, slanting left, around the bottom curving up, around right and into the curve: 6



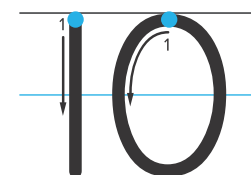
- 7** Starting point, straight across right, slanting down left: 7



- 8** Starting point, curving left, curving down and around right, slanting up right to starting point: 8



- 9** Starting point, curving around left all the way, straight down: 9



- 10** Starting point, straight down
Starting point, curving left all the way around to starting point: 10