

INNOVATIVE METHODS THAT WE USE TEACHING ENGLISH

PANEVĖŽYS "SAULĖTEKIS" PROGYMNASIUM, LITHUANIA
THE TEACHER OF ENGLISH RAMUNĖ RAŽANSKIENĖ

2018

What is innovative teaching?

- *Innovative teaching is a necessity for all teachers in order to meet the educational needs of the new generations as English language teaching is evolving all the time, particularly alongside advances in technology.*



21st Century Skills

Research-based evidence of the outcomes of innovative teaching include the development of

- *critical thinking ,*
- *collaborative skills,*
- *communication skills,*
- *creativity.*



(Alexander, McDaniel, Baldwin&Money; Amos&White, Baumberger-Henry; Wheeler&Collins; Duch, Groh&Allen)



Innovation in the classroom

- *It is about empowering teachers to develop intelligent, creative and effective teaching methods that will challenge and engage learners.*
- *They include innovative methods and techniques to teach English language by using teaching aids in our lessons.*

Teaching Aids



The teaching aids that we use in English lessons at primary and basic levels for teaching and learning:

Audio-Visual Aids:

Multimedia, Record Player, Compact Disc Player.

Visual-Activity Aids:

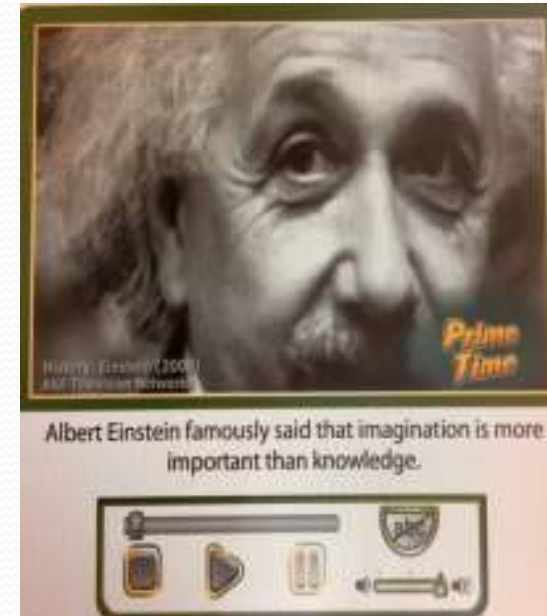
Pictures, Photographs, Flash Cards, Posters, Maps.



Advantages of Using Teaching Aids

- *adds interest, brings the world into the classroom;*
- *develops greater understanding*
- *as it helps reinforce the words with concrete images;*
- *stimulates self-activity, involvement;*
- *fosters consistency and completeness of thought;*
- *helps in overcoming language barriers;*
- *provides a great variety of methods and makes us teach efficiently*

Videos and Documentaries



Educational and authentic videos and documentaries on screen used to familiarise students with various aspects of life

- *improve the engagement level of students,*
- *relevant videos keep students more alert, motivated and focused,*
- *enhance students' ability to retain new information.*

Developing Skills


- Tasks for developing critical thinking, collaboration, creativity, communication skills


4 **ICT** In groups collect information about different types of climate. Use textbooks, encyclopaedias or the Net. You can use the key words: *climate types*. Present them to the class.

b) Imagine you are in this mall. Call your English pen-friend and tell them about your visit there. Use your notes in Ex. 8a to write your telephone conversation.

9 **THINK!** In three minutes write a few sentences giving reasons why you would like to visit Venice. Tell the class.


10 **THINK!** In groups create your own mall. Try to make it as unusual as possible. Present your mall to the class.

 Vocabulary Bank 6 p. VB18

3 **ICT**  Write a similar quiz about landmarks in various countries. You can do some research on the Internet using these key words: *World Landmarks*. Ask your partner to do the quiz.

Terracotta Warriors

What about these statues do you find most interesting? this exhibit? Why or why not?



In my opinion, the most interesting thing about the statues is the kind. I think it is amazing that so much hard work went into creating them. I also find it fascinating that the emperor Huandi believed that the soldiers would protect him in the afterlife. He wanted all of the statues to be made as lifelike as possible with different hairstyles and painted in bright colours. I would love to see them in person. I never get the chance to visit Xi'an. I think it is a must-see for anyone interested in ancient art.

Online authentic materials

Benefit of the internet is the availability of authentic resources.

3

ICT



Write a similar quiz about landmarks in various countries. You can do some research on the Internet using these key words: *World Landmarks*. Ask your partner to do the quiz.

Primary Learners

The textbooks are designed in a such way that innovative methods can be applied in every lesson.

- Language presented through lively dialogues.
- Vocabulary presentation through visuals with audio or through colour flashcards.
- Read – along texts help improve reading skills.
- Photo File Section for project writing.
- Vivid animation, songs.
- “Watch and do” activities and interactive exercises.
- Acting out dialogues using prompts and the dialogues as a model.





THANK YOU

FOR YOUR

KIND ATTENTION